

HF 360

COM2 - Concealed wiring
EAN 4007841 002848
Article number 002848



high frequency
sensor 360°



max. Ø 12 m

2000 W

max. 2000 W



IP20



ideal 2,5 - 3,5 m



indoor sensor

iQ

iQ-mode

Teach

Teach mode



energy saving

5 years

manufacturer's
warranty steinel-
professional.de/
garantie

Function description

Doesn't miss a thing. HF-presence detector Presence Control PRO HF 360 COM2 for indoors, ideal for WCs with toilet cubicles, changing rooms, stairwells, multi-storey car parks, kitchens, installation height up to 3.5 m, for switching light as well as HVAC 'ON' and 'OFF', 1 – 12 m reach, reach is electronically adjustable and can be limited in two directions, detection regardless of temperature, HF-sensor technology also detects movement through glass, wood and stud walls.

Technical specifications

Dimensions (L x W x H)	56 x 120 x 120 mm
Manufacturer's Warranty	5 years
Settings via	Remote control, DIP switches, Potentiometers, Smart Remote
With remote control	No
Version	COM2 - Concealed wiring
PU1, EAN	4007841002848
Type	Presence detector
Application, place	Indoors
Application, room	function room / ancillary room, kitchenette, stairwell, WC / washroom, Indoors
Colour	white
Colour, RAL	9010
Includes corner wall mount	No
Installation site	ceiling
Installation	Concealed wiring, Ceiling

Technology, sensors	High frequency, Light sensor
Mounting height	2,50 – 3,50 m
Mounting height max.	3,50 m
Optimum mounting height	2,8 m
HF-system	5,8 GHz
Detection	also through glass, wood and stud walls
Detection angle	360 °
Angle of aperture	140 °
Sneak-by guard	Yes
Capability of masking out individual segments	Yes
Electronic scalability	Yes
Mechanical scalability	No
Reach, radial	Ø 12 m (113 m²)
Reach, tangential	Ø 12 m (113 m²)
Transmitter power	< 1 mW

HF 360

COM2 - Concealed wiring
EAN 4007841 002848
Article number 002848



Technical specifications

IP-rating	IP20	Functions	Normal / test mode, Semi-/fully automatic, Pushbutton / switch mode, Manual ON / ON-OFF
Ambient temperature	from -25 up to 55 °C	Twilight setting	10 – 1000 lx
Material	Plastic	Time setting	30 s – 30 Min.
Mains power supply	230 V / 50 – 60 Hz	Basic light level function	No
Fluorescent lamps, electronic ballast	1500 W	Main light adjustable	No
Fluorescent lamps, uncorrected	1000 VA	Twilight setting TEACH	Yes
Fluorescent lamps, series-corrected	1000 VA	Constant-lighting control	No
Fluorescent lamps, parallel-corrected	1000 VA	Interconnection	Yes
Switching output 1, low-voltage halogen lamps	2000 VA	Type of interconnection	Master/master, Master/slave
LED lamps < 2 W	100 W	Interconnection via	Cable
LED lamps > 2 W < 8 W	300 W	Product category	Presence detector
LED lamps > 8 W	600 W		
Capacitive load in µF	176 µF		

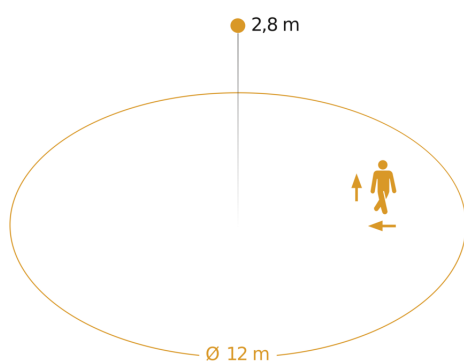
Accessories

EAN 4007841 000363	Surface-mounted adapter Control Pro IP54
EAN 4007841 003036	Control PRO guard cage
EAN 4007841 006600	HF-ceiling adapter
EAN 4007841 009151	Remote control Smart Remote
EAN 4007841 559410	Service remote control RC8

HF 360

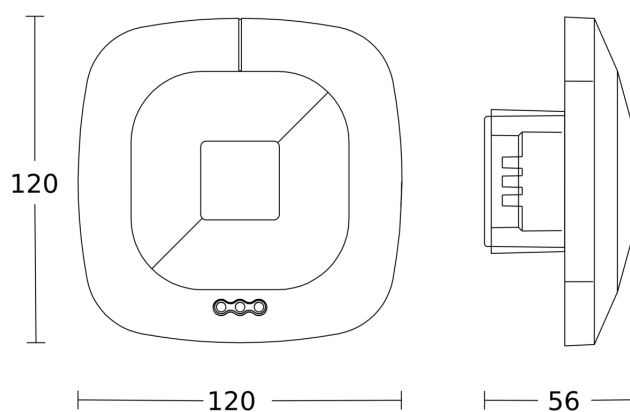
COM2 - Concealed wiring
EAN 4007841 002848
Article number 002848

Detection Zone

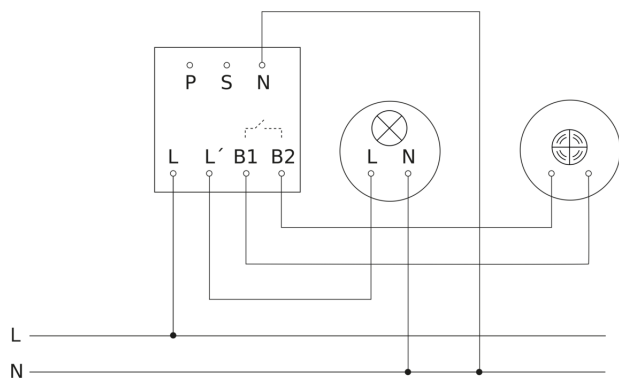


Possible mounting height: 2,50 m – 3,50 m
Orange: radial and tangential

Dimension Drawing



Master circuit diagram



Master/slave interconnection circuit diagram

